

Riva
Side table,
Assembly instructions

kettal

Riva

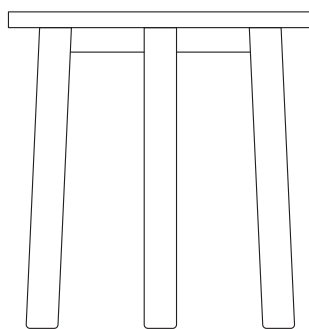
Side table

Description

The Riva collection of outdoor furniture is above all about achieving a certain atmosphere for the better enjoyment of outdoor space. The plank construction of seat and back follows a long and varied tradition of outdoor chairs made in similar ways, and which in this case provide a high level of comfort and good looks!

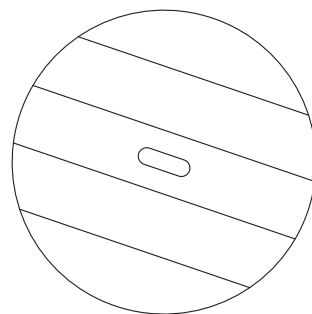
cm/inch

50/19,6



cm/inch

48/18,8



Information

Cleaning Instructions

Teak: We recommend treating the wood with sealer every three months, or more frequently in the case of hotel and catering establishments. To restore the teak to its original appearance, sand the entire surface and apply the sealer.


Marble top: Clean only with a soft cloth, warm water and pH neutral detergent. Do not use: acids, ammonia, abrasive powders, window cleaners and so on. Any substance with an acid pH will damage marble: lemon juice, wine, etc. Marble is treated with a waterproof sealant to protect it from damp and stains (as long as they are cleaned immediately); however, this sealant naturally wears off over time. We recommend treating the marble with sealant every three months, more frequently in the case of hotel and catering establishments.

This symbol on the product or its packaging indicates that it must not be treated as household waste. It should, in fact, be handed in at a recognised collection point for recycling electrical and electronic equipment. For more detailed information about the recycling of this product, please contact your local city office, your household waste disposal service or the shop where you purchased the product.


This product is suitable for indoor and outdoor.

Elements


- A



JCDC
M6X60
3 u.
- B

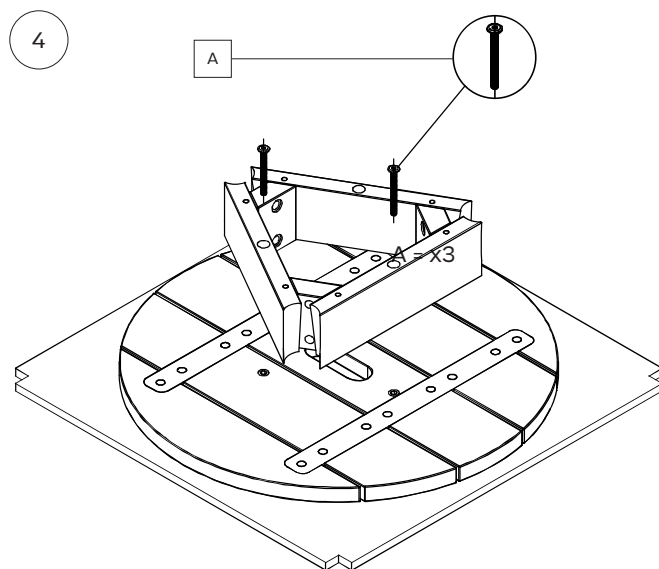
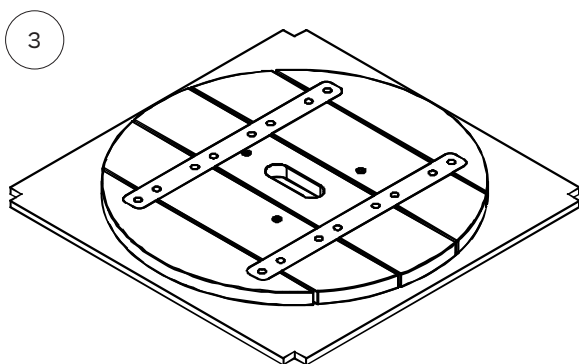
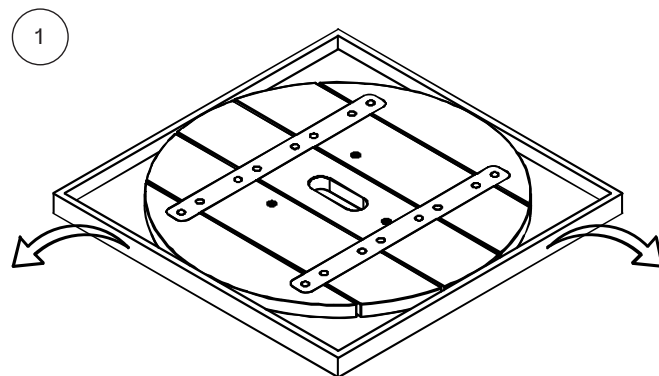
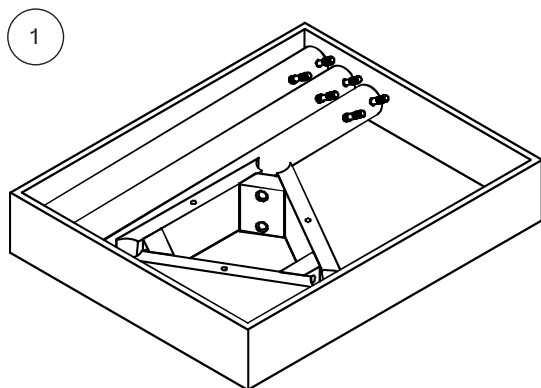


Combifix Nut.
M8X23
6 u.
- C



Riva

Side table



Designer
Jasper Morrison

Collection
Riva

Reference
KS2600900

